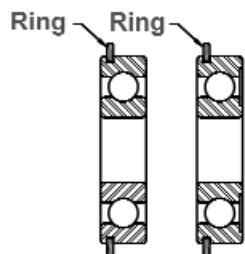


SR Constant Section

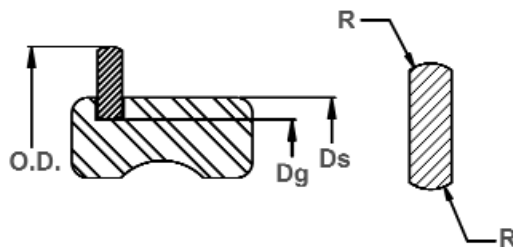
Snap Ring, External, Metric

For Grooves in Outer Tracks of Ball or Roller Bearings.

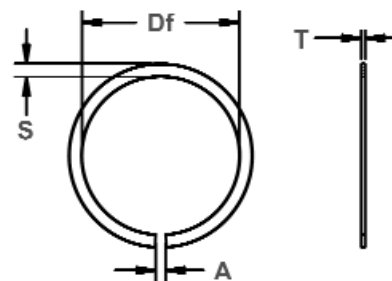
Once installed in the groove of a shaft, the portion of the ring protruding from the groove holds an assembly in place.



Open and shielded type bearings-
Typical way of using retaining rings to retain bearings.



Shaft Diameter &
Groove Dimensions



Free Diameter &
Ring Measurement

Material: SAE 1065

RING NUMBER	SHAFT DIAMETER		BEARING NUMBER				GROOVE SIZE		RING DIMENSIONS								WEIGHT PER M (lbs.)	
							DIAMETER	ASSEMBLED O.D.	FREE DIAMETER		THICKNESS		SECTION		FREE GAP	Radius Max.		
	Ds mm	Ds DEC.	EXTRA LIGHT	LIGHT	MED.	HEAVY			Dg	TOL.	Df	TOL.	T	TOL.		S		TOL.
SR-22	22	.8661	--	37-38	--	--	.8125		1.000	.799	+ .000 - .015	.042		.094		1/8 Max.	.035	2.7
SR-30	30	1.1811	--	200	--	--	1.109		1.359	1.094		.042		.125		3/32±1/32	.035	5.6
SR-32	32	1.2598	102	201	--	--	1.187		1.437	1.172		.042		.125		3/32±1/32	.035	6.0
SR-35	35	1.3780	103	202	300	--	1.306		1.547	1.291	+ .000	.042		.125		3/32±1/32	.035	6.6
SR-37	37	1.4567	--	--	301	--	1.369		1.609	1.354	-.020	.042		.125		3/32±1/32	.035	7.0
SR-40	40	1.5748	--	203	--	--	1.500		1.750	1.485		.042		.125		3/32±1/32	.035	7.8
SR-42	42	1.6535	104	--	302	--	1.565		1.812	1.550		.042		.125		3/32±1/32	.035	7.8
SR-47	47	1.8504	105	204	303	--	1.756		2.062	1.741		.042		.156		1/8±1/32	.035	11.0
SR-52	52	2.0472	--	205	304	--	1.958		2.265	1.943		.042		.156		1/8±1/32	.035	12.1
SR-55	55	2.1654	106	--	--	--	2.071		2.375	2.056	+ .000	.042		.156		1/8±1/32	.035	12.8
SR-62	62	2.4409	107	206	305	403	2.347		2.656	2.322	-.030	.065		.156		1/8±1/32	.050	21.9
SR-68	68	2.6772	108	--	--	--	2.552		2.922	2.527		.065		.188		1/8±1/32	.050	29.1
SR-72	72	2.8346	--	207	306	404	2.709		3.078	2.684		.065		.188		1/8±1/32	.050	30.8
SR-75	75	2.9528	109	--	--	--	2.828		3.203	2.803		.065		.188		1/8±1/32	.050	32.1
SR-80	80	3.1496	110	208	307	405	3.024		3.406	2.999		.065		.188		5/32±3/64	.050	34.2
SR-85	85	3.3465	--	209	--	--	3.221		3.594	3.196	+ .000	.065		.188		5/32±3/64	.050	36.7
SR-90	90	3.5433	111	210	308	406	3.417		3.797	3.392	-.046	.095	± .002	.188	± .003	5/32±3/64	.060	56.5
SR-95	95	3.7402	112	--	--	--	3.615		3.984	3.590		.095		.188		5/32±3/64	.060	59.7
SR-100	100	3.9370	113	211	309	407	3.811		4.187	3.786		.095		.188		5/32±3/64	.060	62.1
SR-110	110	4.3307	114	212	310	408	4.205		4.578	4.180		.095		.188		3/16±1/16	.060	68.7
SR-115	115	4.5276	115	--	--	--	4.402	± .003	4.781	4.377	+ .000	.095		.188		3/16±1/16	.060	72.2
SR-120	120	4.7244	--	213	311	409	4.536		5.094	4.506	-.062	.109		.281		3/16±1/16	.075	128.8
SR-125	125	4.9213	116	214	--	--	4.733		5.297	4.703		.109		.281		3/16±1/16	.075	136.0
SR-130	130	5.1181	117	215	312	410	4.930		5.500	4.900		.109		.281		3/16±1/16	.075	139.5
SR-140	140	5.5118	118	216	313	411	5.324		5.890	5.294		.109		.281		9/32±1/16	.075	150.4
SR-145	145	5.7087	119	--	--	--	5.521		6.078	5.491	+ .000	.109		.281		9/32±1/16	.075	155.0
SR-150	150	5.9055	120	217	314	412	5.718		6.281	5.688	-.093	.109		.281		9/32±1/16	.075	160.9
SR-160	160	6.2992	121	218	315	413	6.111		6.672	6.081		.109		.281		9/32±1/16	.075	171.7
SR-170	170	6.6929	122	219	316	--	6.443		7.187	6.413		.120		.375		3/8±1/16	.090	267.4
SR-180	180	7.0866	124	220	317	414	6.837		7.594	6.807		.120		.375		3/8±1/16	.090	284.4
SR-190	190	7.4803	--	221	318	415	7.230		7.984	7.200	+ .000	.120		.375		3/8±1/16	.090	300.1
SR-200	200	7.8740	126	222	319	416	7.624		8.375	7.594	-.125	.120		.375		3/8±1/16	.090	309.1
SR-210	210	8.2677	128	--	--	417	8.018		8.766	7.987		.120		.375		3/8±1/16	.090	319.0
SR-215	215	8.4646	--	224	320	--	8.215		8.969	8.184		.120		.375		3/8±1/16	.090	338.4
SR-225	225	8.8583	130	--	321	418	8.6083		9.328	8.578	+ .000	.120		.375		15/32±3/3	.090	349.0
SR-230	230	9.0551	--	226	--	--	8.8051		9.562	8.775	-.156	.120		.375		15/32±3/3	.090	362.0
SR-240	240	9.4488	132	--	322	--	9.1988		9.953	9.168		.120		.375		15/32±3/3	.090	375.4

Hardness: All Ring Sizes - HRC 40-50

For alternate cutoff styles, contact Rotor Clip Technical Sales at 1-800-557-6867 (E-mail: tech@rotorclip.com)

