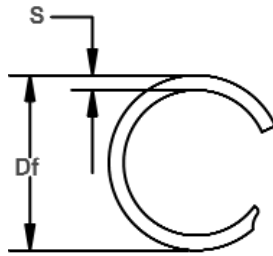


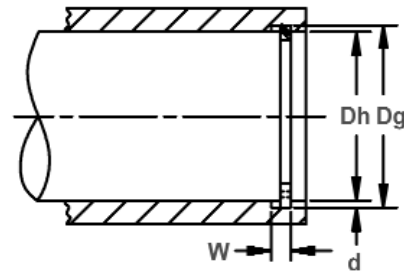
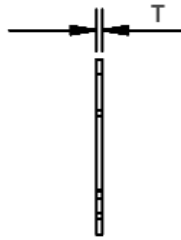
# KLM Spiral Housing Rings

## Internal, Light-Duty, Metric

These single-turn retaining rings are ideal for light-duty applications, or where axial positioning is the primary function.



Free Diameter & Ring Measurements

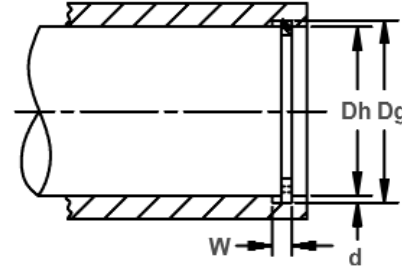
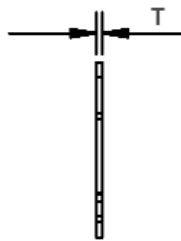
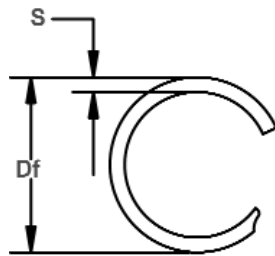


Housing Diameter & Groove Dimensions

RING NO.	HOUSING DIAMETER (mm)	GROOVE SIZE				RING SIZE						THRUST LOAD (N)			
		DIAMETER		WIDTH		FREE DIAMETER		THICKNESS		SECTION		RING Safety factor of 3	GROOVE Safety factor of 2		
		Dh	Dg	Tol.	W	Tol.	Df	Tol.	T	Tol.	S			Tol.	
KLM-6*	6	6.30	±0.05	0.38	+0.05	-0.00	6.35	+0.25	0.30	±0.04	0.51	±0.10	1.99	0.44	
KLM-7*	7	7.32		0.38			7.38		-0.00		0.30		0.51	2.32	0.55
KLM-8*	8	8.36		0.46			8.44		0.38		0.64		3.18	0.70	
KLM-9*	9	9.46		0.46			9.54		0.38		0.76		3.58	1.00	
KLM-10*	10	10.50		0.46			10.58		+0.30		0.38		0.76	3.98	1.24
KLM-11	11	11.60		0.46			11.68		-0.00		0.38		0.89	4.39	1.63
KLM-12	12	12.66		0.46			12.74		0.38		0.89		4.77	1.93	
KLM-13	13	13.72		0.56			13.80		0.46		1.14		6.26	2.28	
KLM-14	14	14.72		0.56			14.80		0.46		1.14		6.74	2.46	
KLM-15	15	15.72		0.56			15.80		0.46		1.14		7.22	2.63	
KLM-16	16	16.72	0.56	16.80	0.46	1.14	7.71	2.81							
KLM-17	17	17.72	0.56	17.82	0.46	1.14	8.19	2.98							
KLM-18	18	18.72	0.56	18.82	+0.33	0.46	8.67	3.16							
KLM-19	19	19.76	0.56	19.86	-0.00	0.46	9.15	3.52							
KLM-20	20	21.06	±0.08	0.66	+0.08	-0.00	21.26	±0.04	0.53	±0.10	1.65	±0.10	11.10	5.17	
KLM-21	21	22.06		0.66			22.27		0.53		1.65		11.65	5.42	
KLM-22	22	23.06		0.66			23.28		0.53		1.65		12.21	5.68	
KLM-24	24	25.06		0.66			25.29		0.53		1.65		13.32	6.20	
KLM-25	25	26.06		0.66			26.30		0.53		1.65		13.87	6.46	
KLM-26	26	27.06		0.66			27.31		0.53		1.65		14.43	6.72	
KLM-28	28	29.12		0.79			29.40		0.64		2.24		16.30	7.64	
KLM-29	29	30.12		0.79			30.41		0.64		2.24		16.88	7.91	
KLM-30	30	31.12		0.79			31.42		0.64		2.24		17.47	8.19	
KLM-31	31	32.12		0.79			32.43		0.64		2.24		18.05	8.46	
KLM-32	32	33.12	0.79	33.44	0.64	2.24	18.63	8.73							
KLM-34	34	35.12	0.79	35.45	0.64	2.24	19.80	9.28							
KLM-35	35	36.12	0.79	36.47	0.64	2.24	20.38	9.55							
KLM-36	36	37.12	0.79	37.48	0.64	2.24	20.96	9.83							
KLM-37	37	38.12	0.79	38.49	0.64	2.24	21.54	10.10							
KLM-38	38	39.12	0.79	39.50	0.64	2.24	22.12	10.37							
KLM-40	40	41.48	±0.13	0.99	+0.08	-0.00	41.94	±0.05	0.79	±0.10	3.00	±0.10	28.75	14.43	
KLM-42	42	43.48		0.99			43.96		0.79		3.00		30.19	15.15	
KLM-45	45	46.48		0.99			46.99		0.79		3.00		32.34	16.23	
KLM-47	47	48.48		0.99			49.00		0.79		3.00		33.78	16.95	
KLM-48	48	49.48		0.99			50.01		0.79		3.00		34.50	17.31	
KLM-50	50	51.48		0.99			52.04		0.79		3.00		35.93	18.03	
KLM-52	52	53.94		0.99			54.55		0.79		4.01		37.37	24.58	
KLM-55	55	56.94		0.99			57.57		0.79		4.01		39.53	26.00	
KLM-56	56	57.94		0.99			58.58		0.79		4.01		40.25	26.47	
KLM-58	58	59.94		0.99			60.60		0.79		4.01		41.68	27.42	
KLM-60	60	61.94	±0.15	0.99	+0.08	-0.00	62.64	±0.05	0.79	±0.10	4.01	±0.10	43.12	28.36	
KLM-62	62	63.94		0.99			64.67		0.79		4.01		44.56	29.31	
KLM-63	63	64.94		0.99			65.69		0.79		4.01		45.28	29.78	
KLM-65	65	66.94		0.99			67.70		0.79		4.01		46.72	30.73	

\* No Removal Notch.

ALL DIMENSIONS IN MILLIMETERS UNLESS OTHERWISE STATED.



Free Diameter & Ring Measurements

Housing Diameter & Groove Dimensions

RING NO.	HOUSING DIAMETER (mm)	GROOVE SIZE				RING SIZE						THRUST LOAD (N)	
		DIAMETER		WIDTH		FREE DIAMETER		THICKNESS		SECTION		RING Safety factor of 3	GROOVE Safety factor of 2
		Dh	Dg	Tol.	W	Tol.	Df	Tol.	T	Tol.	S		
KLM-68	68.00	69.94		0.99		70.72		0.79		4.01		48.87	32.15
KLM-70	70.00	71.94		0.99		72.74	+0.64	0.79		4.01		50.31	33.09
KLM-72	72.00	73.94		0.99		74.77	-0.00	0.79		4.01		51.75	34.04
KLM-75	75.00	76.94		0.99		77.80		0.79		4.01		53.90	35.46
KLM-78	78.00	80.34		1.12		81.20		0.99		4.78		70.25	44.48
KLM-80	80.00	82.34		1.12	+0.08	83.23		0.99		4.78		72.05	45.62
KLM-82	82.00	84.34		1.12	-0.00	85.25		0.99		4.78		73.85	46.76
KLM-85	85.00	87.34		1.12		88.29		0.99		4.78		76.55	48.47
KLM-88	88.00	90.34	±0.15	1.12		91.32	+0.76	0.99		4.78		79.26	50.18
KLM-90	90.00	92.34		1.12		93.36	-0.00	0.99		4.78		81.06	51.32
KLM-92	92.00	94.34		1.12		95.37		0.99		4.78		82.86	52.46
KLM-95	95.00	97.34		1.12		98.39		0.99		4.78		85.56	54.17
KLM-98	98.00	100.34		1.12		101.41		0.99		4.78		88.26	55.88
KLM-100	100.00	102.34		1.12		103.43		0.99		4.78		90.06	57.02
KLM-102	102.00	104.34		1.12		105.44		0.99		4.78	±0.13	91.87	58.16
KLM-105	105.00	107.80		1.32		108.92		1.17		5.72		106.44	71.64
KLM-110	110.00	112.80		1.32		113.98		1.17		5.72		111.51	75.05
KLM-112	112.00	114.80		1.32		116.01	+0.89	1.17		5.72		113.54	76.42
KLM-115	115.00	117.88		1.32		119.12	-0.00	1.17		5.72		116.58	80.71
KLM-120	120.00	123.00		1.32		124.30		1.17		5.72		121.65	87.73
KLM-125	125.00	128.12		1.32		129.47		1.17	±0.05	5.72		126.71	95.04
KLM-130	130.00	133.26		1.32		134.66		1.17		5.72		131.78	103.27
KLM-135	135.00	138.38	±0.18	1.70		139.83		1.55		5.72		181.30	111.19
KLM-140	140.00	143.50		1.70	+0.10	145.00		1.55		5.72		188.01	119.40
KLM-150	150.00	153.76		1.70	-0.00	155.30		1.55		6.73		201.44	137.44
KLM-155	155.00	158.88		1.70		160.46	+1.14	1.55		6.73		208.16	146.36
KLM-160	160.00	164.00		1.70		165.64	-0.00	1.55		6.73		214.87	155.96
KLM-165	165.00	169.13		1.70		170.82		1.55		6.73		221.59	165.86
KLM-170	170.00	174.25		1.70		175.99		1.55		6.73		228.30	176.06
KLM-175	175.00	179.38		1.70		181.17		1.55		6.73		235.02	186.57
KLM-180	180.00	184.50		1.70		186.35		1.55		6.73		241.73	197.38
KLM-185	185.00	189.63		1.70		191.52		1.55		6.73		248.45	208.50
KLM-190	190.00	194.75		1.70		196.70	+1.52	1.55		6.73		255.16	219.92
KLM-195	195.00	199.88		1.70		201.87	-0.00	1.55		7.62		261.88	231.65
KLM-200	200.00	205.00	±0.20	1.70		207.05		1.55		7.62		268.59	243.68
KLM-210	210.00	215.25		1.70		217.40		1.55		7.62		282.02	268.66
KLM-220	220.00	225.50		2.08		227.76		1.93		8.76		367.88	294.85
KLM-230	230.00	235.75		2.08		238.11		1.93		8.76		384.60	322.27
KLM-240	240.00	246.00		2.08		248.46		1.93		8.76	±0.15	401.33	350.90
KLM-250	250.00	256.25		2.08	+0.13	258.81		1.93		8.76		418.05	380.75
KLM-260	260.00	266.50		2.08	-0.00	269.17	+1.78	1.93		9.65		434.77	411.82
KLM-270	270.00	276.75		2.08		279.52	-0.00	1.93		9.65		451.49	444.11
KLM-280	280.00	287.00		2.08		289.87		1.93		9.65		468.21	477.61
KLM-290	290.00	297.25		2.08		300.22		1.93		9.65		484.94	512.34
KLM-300	300.00	307.50		2.08		310.58		1.93		9.65		501.66	548.28

ALL DIMENSIONS IN MILLIMETERS UNLESS OTHERWISE STATED.