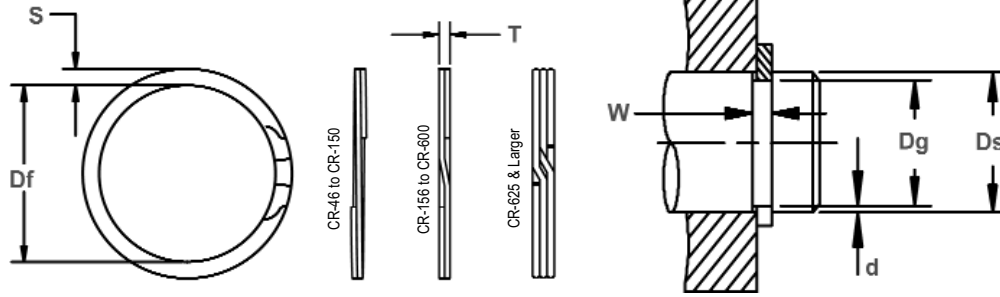


CR Spiral Shaft Rings

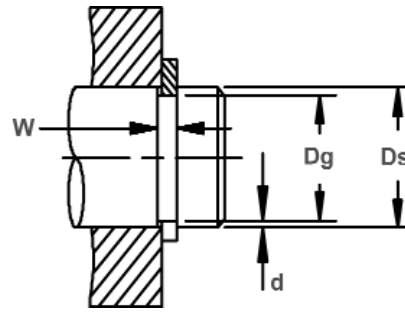
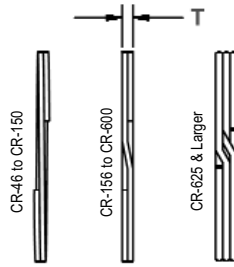
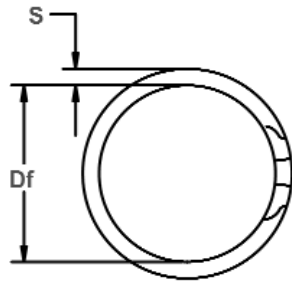
External, Medium-Heavy Duty
Externally fitted to up to 10in. Shaft diameter, these rings can handle all but the most rigorous applications.



Free Diameter & Ring Measurements

Shaft Diameter & Groove Dimensions

RING NO.	SHAFT DIAMETER	GROOVE SIZE					RING SIZE				THRUST LOAD (lbs.)			
		DIAMETER		WIDTH		DEPTH	FREE DIAMETER		THICKNESS		SECTION		RING Safety factor of 3	GROOVE Safety factor of 2
		(In.)	Dg	Tol.	W	Tol.	d	Df	Tol.	T	Tol.	S	Tol.	
CR-46	.469	.443	+ .002	.029		.013	.436		.025		.045		1800	430
CR-50	.500	.474	- .002	.039		.013	.469		.035		.045		2530	460
CR-55	.551	.524		.039		.014	.518		.035		.045		2790	550
CR-56	.562	.535		.039		.014	.529		.035		.045		2840	560
CR-59	.594	.565		.039		.015	.559		.035		.045		3000	630
CR-62	.625	.596		.039		.015	.590		.035		.055		3160	660
CR-66	.669	.638		.039		.016	.630		.035		.055		3380	760
CR-68	.688	.655	+ .003	.046	+ .003	.017	.648	+ .000	.042		.065		4180	830
CR-75	.750	.715	- .003	.046	- .000	.018	.708	- .013	.042		.065		4550	950
CR-78	.781	.745		.046		.018	.738		.042		.065		4740	990
CR-81	.812	.776		.046		.018	.768		.042	+ .002	.065		4930	1030
CR-87	.875	.835		.046		.020	.827		.042	- .002	.075		5310	1240
CR-93	.938	.894		.046		.022	.886		.042		.075		5690	1460
CR-98	.984	.940		.046		.022	.934		.042		.075		5970	1530
CR-100	1.000	.955		.046		.023	.947		.042		.075		6070	1630
CR-102	1.023	.977		.046		.023	.969		.042		.075		6210	1660
CR-106	1.062	1.015		.056		.024	1.005		.050		.088	+ .004	7010	1800
CR-112	1.125	1.075		.056		.025	1.064		.050		.088	- .004	7420	1990
CR-118	1.188	1.135	+ .004	.056		.027	1.126		.050		.088		7370	2270
CR-125	1.250	1.195	- .004	.056		.028	1.184	+ .000	.050		.093		8250	2470
CR-131	1.312	1.250		.056		.031	1.240	- .015	.050		.098		8660	2880
CR-137	1.375	1.310		.056		.033	1.298		.050		.103		9070	3210
CR-143	1.438	1.370		.056		.034	1.359		.050		.103		9490	3460
CR-150	1.500	1.430		.056	+ .004	.035	1.419		.050		.103		9900	3710
CR-156	1.562	1.490		.068	- .000	.036	1.476		.062		.108		12780	3980
CR-162	1.625	1.550		.068		.038	1.537		.062		.118		13290	4370
CR-168	1.687	1.610		.068		.039	1.598		.062		.118		13800	4650
CR-175	1.750	1.670	+ .005	.068		.040	1.657	+ .000	.062		.118		14320	4950
CR-177	1.771	1.689	- .005	.068		.041	1.676	- .020	.062		.123		14490	5130
CR-181	1.812	1.730		.068		.041	1.714		.062		.123		14820	5250
CR-187	1.875	1.790		.068		.043	1.774		.062		.123		15340	5700
CR-196	1.969	1.879		.068		.045	1.864		.062		.123		16110	6260
CR-200	2.000	1.910		.068		.045	1.894		.062	+ .003	.128		16360	6360
CR-206	2.062	1.970		.086		.046	1.955		.078	- .003	.141		21220	6710
CR-212	2.125	2.027		.086		.049	2.012		.078		.141		21870	7360
CR-215	2.156	2.057		.086		.050	2.041		.078		.141		22190	7620
CR-225	2.250	2.145		.086		.053	2.129		.078		.141		23160	8430
CR-231	2.312	2.205	+ .006	.086	+ .005	.054	2.188	+ .000	.078		.141		23800	8830
CR-237	2.375	2.265	- .006	.086	- .000	.055	2.248	- .025	.078		.141		24440	9230
CR-243	2.437	2.325		.086		.056	2.307		.078		.141		25080	9650
CR-250	2.500	2.385		.086		.058	2.366		.078		.188		25730	10250
CR-255	2.559	2.443		.086		.058	2.424		.078		.188	+ .005	26340	10490
CR-262	2.625	2.505		.086		.060	2.485		.078		.188	- .005	27020	11130
CR-268	2.687	2.565		.086		.061	2.545		.078		.188		27660	11590



Free Diameter & Ring Measurements

Shaft Diameter & Groove Dimensions

RING NO.	SHAFT DIAMETER	GROOVE SIZE					RING SIZE				THRUST LOAD (lbs.)			
		DIAMETER		WIDTH		DEPTH	FREE DIAMETER		THICKNESS		SECTION		RING Safety factor of 3	GROOVE Safety factor of 2
		(In.)	Dg	Tol.	W	Tol.	d	Df	Tol.	T	Tol.	S	Tol.	
CR-275	2.750	2.625		.103		.063	2.604		.093		.188		32140	12250
CR-287	2.875	2.742		.103		.067	2.722		.093		.188		33600	13620
CR-293	2.937	2.801		.103		.068	2.780		.093		.188		34320	14120
CR-300	3.000	2.860		.103		.070	2.838		.093		.188		35060	14840
CR-306	3.062	2.920		.103		.071	2.897	+ .000	.093		.188		35790	15370
CR-312	3.125	2.980		.103		.073	2.957	- .030	.093		.188		36520	16130
CR-315	3.156	3.010		.103		.073	2.986		.093		.188		36880	16290
CR-325	3.250	3.100		.103		.075	3.075		.093		.188		37980	17230
CR-334	3.344	3.190		.103		.077	3.164		.093		.188		39080	18200
CR-343	3.437	3.280	+ .006	.103	+ .005	.079	3.254		.093	+ .003	.188	+ .005	40170	19190
CR-350	3.500	3.340	- .006	.120	- .000	.080	3.315		.111	- .003	.250	- .005	48820	19790
CR-354	3.543	3.381		.120		.081	3.356		.111		.250		49420	20290
CR-362	3.625	3.458		.120		.084	3.433		.111		.250		50560	21520
CR-368	3.687	3.517		.120		.085	3.490		.111		.250		51430	22150
CR-375	3.750	3.577		.120		.087	3.550		.111		.250		52310	23060
CR-387	3.875	3.696		.120		.090	3.670	+ .000	.111		.250		54050	24650
CR-393	3.938	3.756		.120		.091	3.730	- .040	.111		.250		54930	25330
CR-400	4.000	3.815		.120		.093	3.787		.111		.250		55800	26300
CR-425	4.250	4.065		.120		.093	4.032		.111		.250		59280	27940
CR-437	4.375	4.190		.120		.093	4.162		.111		.250		61030	28760
CR-450	4.500	4.310		.120		.095	4.280		.111		.250		62770	30220
CR-475	4.750	4.550		.120		.100	4.515		.111		.250		66260	33580
CR-500	5.000	4.790		.120		.105	4.755		.111		.250		69740	37110
CR-525	5.250	5.030		.139		.110	4.995		.127		.375		83790	40820
CR-550	5.500	5.265	+ .007	.139	+ .006	.118	5.229	+ .000	.127	+ .004	.375		87780	45880
CR-575	5.750	5.505	- .007	.139	- .000	.123	5.466	- .050	.127	- .004	.375		91770	49990
CR-600	6.000	5.745		.139		.128	5.705		.127		.375		95760	54290
CR-625	6.250	5.985		.174		.133	5.942		.165		.312		129590	58760
CR-650	6.500	6.225		.174		.138	6.182	+ .000	.165		.312		134780	63410
CR-675	6.750	6.465		.174		.143	6.420	- .060	.165		.312		139960	68230
CR-700	7.000	6.705		.174		.148	6.658		.165		.312		145140	73230
CR-725	7.250	6.942		.174		.154	6.894		.165		.312		172190	78290
CR-750	7.500	7.180		.209		.160	7.130		.189		.375	+ .006	178130	84820
CR-775	7.750	7.420	+ .008	.209	+ .008	.165	7.368		.189	+ .005	.375	- .006	184070	90390
CR-800	8.000	7.660	- .008	.209	- .000	.170	7.607		.189	- .005	.375		190000	96130
CR-825	8.250	7.900		.209		.175	7.845		.189		.375		195940	102050
CR-850	8.500	8.140		.209		.180	8.083	+ .000	.189		.375		201880	108150
CR-875	8.750	8.383		.209		.184	8.321	- .070	.189		.375		207820	113800
CR-900	9.000	8.620		.209		.190	8.560		.189		.375		213750	120870
CR-925	9.250	8.860		.209		.195	8.798		.189		.375		219690	127500
CR-950	9.500	9.100		.209		.200	9.036		.189		.375		225630	134300
CR-975	9.750	9.338		.209		.206	9.273		.189		.375		231570	141970
CR-1000	10.000	9.575		.209		.213	9.508		.189		.375		237500	150560